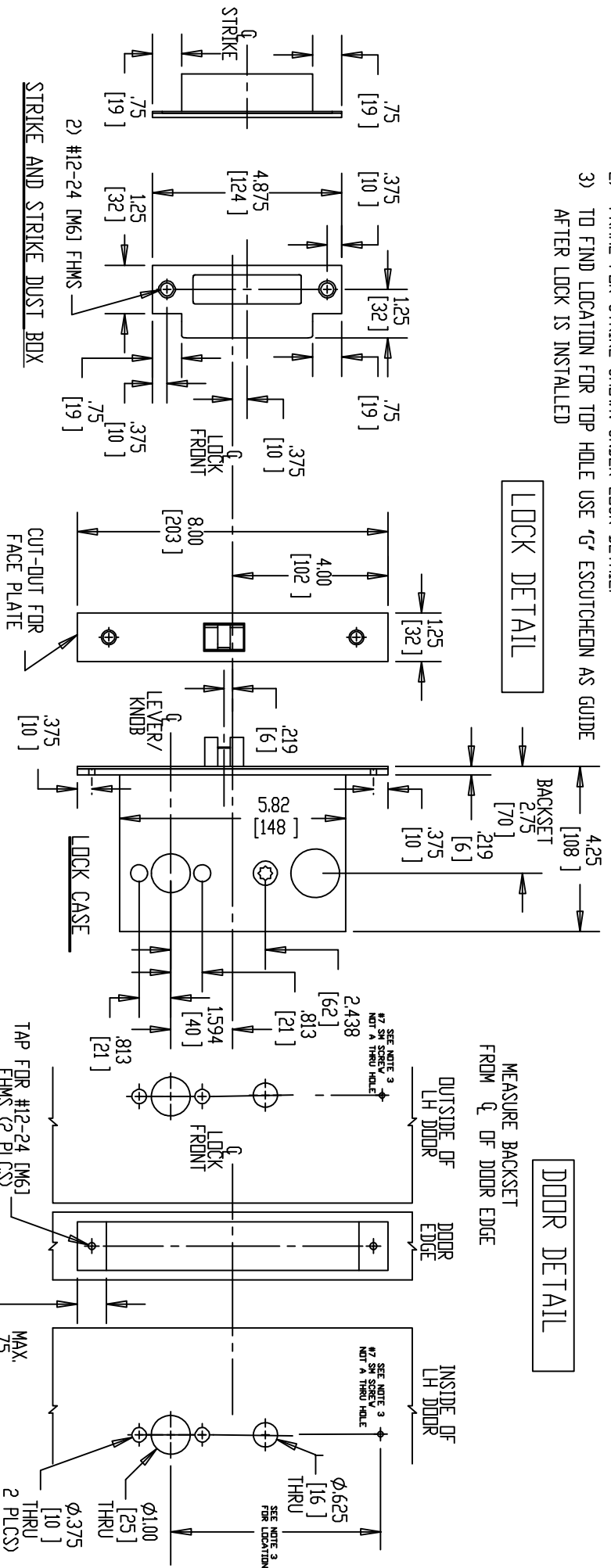


NOTE: 1) DOOR CUT-OUTS AS INDICATED UNDER DOOR DETAIL.


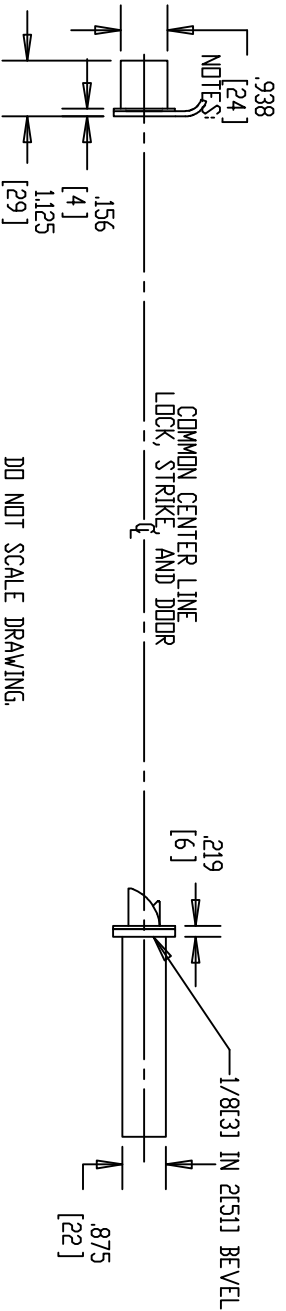
2) FRAME FOR STRIKE SHOWN UNDER LOCK DETAIL.

3) TO FIND LOCATION FOR TOP HOLE USE "G" ESCUTCHEON AS GUIDE AFTER LOCK IS INSTALLED

**LOCK DETAIL**



**DOOR DETAIL**



Brookline Industries  
1624 South Clinton Street  
Chicago, IL 60616 USA  
<http://brooklineind.com>

# M3040 WITH "G" ESCUTCHEON FOR METAL DOORS

DIMENSIONS ARE INCHES ( ) ARE IN MILLIMETERS.

TEMPLATE NUMBER: **T-M3040GM Rev1**

DATE: 01-01-10