
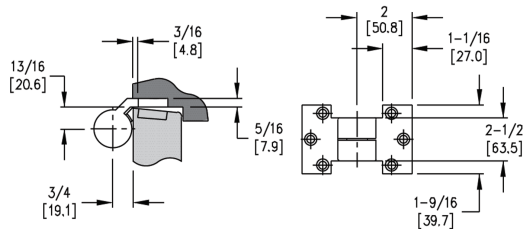


1251

Intermediate Offset Pivot

Full Mortise (Handed)

- Leaf height of 2 1/2" (63.5)mm with no vertical load capacity
- Maintains alignment of the door
- Investment cast stainless steel
- Needle bearings
- Available in standard architectural finishes
- Suggested for use with **1231S** or **1233S**


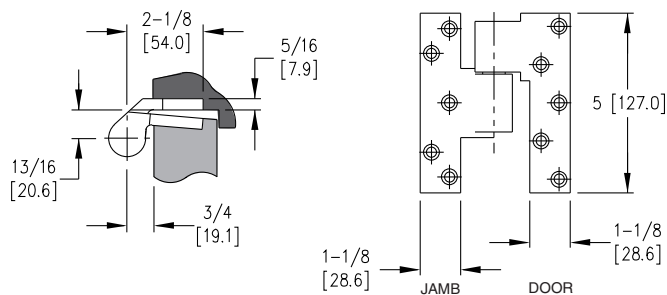


1257

Intermediate Offset Pivot

Full Mortise (Handed)

- Maintains alignment of the door
- 3/4" offset (19.1)mm
- Investment cast stainless steel
- Needle bearings
- Available in standard architectural finishes
- Suggested for use with **1235S** or **1237S**



Technical Note: On labeled door NFPA 80 requires one intermediate pivot per door height up to 90" (2286)mm and two intermediate pivots for doors from 90" (2286)mm to 120" (3048)mm